



## INTERIM GAPPING STACK SIMULATION


- Simulator Training and Competency Assurance/Certification Support.
- Response Planning and Rehearsal.
- 3D Visualization.



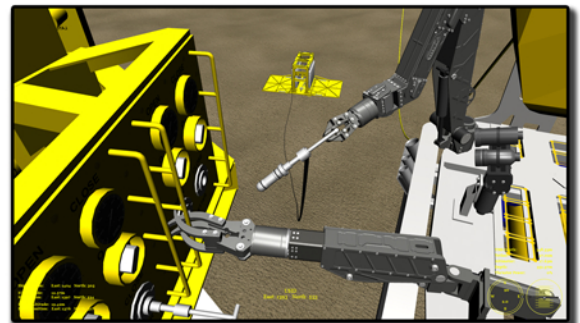
ROV inspects failed BOP prior to landing ICS.




After the ICS is landed, the acoustic arms are deployed.




The gate valves are opened using a class 4 torque tool. The flow is now coming from the bore and the four diverter legs.



The accumulator hot stab is interfaced to the BOP panel and the accumulator hose is energized.



The BOP panel is fired, closing the ram against the bore, completely diverting the flow across the four diverter legs.



The ICS is now prepared for the choke installation procedure.